

## A Feasibility Study On Waste Heat Recovery In An Ic Engine Using Electro Turbo Generation

Bolsani Suresh<sup>1</sup>, B.Vijaya Krishna<sup>2</sup>

<sup>1</sup>(Department of Mech Engg, CMR Engineering College, Hyderabad)

<sup>2</sup>(Assoc. Professor, Department of Mech Engg, CMR Engineering College, Hyderabad)

**ABSTRACT:** In a conventional IC engine a considerable heat is carried away by exhaust gases. To recover the waste heat, various methods are being adopted. One of them is turbo charging. In this project an attempt has been made to explore the various possibilities of waste heat / energy recovery methods in conventional commercial two wheeler and four wheelers. In this context, a new concept of hybrid engine has also been discussed. The heat energy contained in the exhaust gases are recovered in three different methodologies.

Firstly, by introducing an auxiliary combustion chamber and injecting an additional suitable fuel and then allowing it to expand in a turbine which forms the part of turbo charger unit. Thus the waste heat energy is utilized to burn an additional amount of fuel. The second stage contains a thermoelectric generator which produces electrical energy by utilizing the high heat of exhaust gases. The third stage energy recovery is done by coupling a compressor and an alternator. Both being coupled to the turbine shaft, produces electrical energy and compressed air which can be accumulated and used effectively for running any auto auxiliaries. Thus the principle of electro turbo generation has been adopted for waste heat recovery In order to use the aforesaid combination of waste energy recovery systems a matrix has also been suggested.

### I. INTRODUCTION

As the oil resources are depleting day by day with a rapid increase demand for energy, research is in progress to identify an alternative source. At the same time the present day equipments are being developed to give maximum output to conserve resources till an alternative is developed.

Reciprocating Internal combustion engines being the most widely preferred prime movers gives a maximum efficiency range of 27% to 29%. Rotary engines, even though having higher efficiencies up to 45% are restricted to aircrafts due to their very high speeds of 45000 rpm to 90000 rpm. Cogeneration is the method of simultaneous production of heat and other form of energy in a process. Many cogeneration techniques have been employed in IC engines to recover the waste heat. Turbo charging is also a kind of waste heat recovery technique in which the exhaust gases leaving the engine are utilized to run a turbine to produce power.

### II. LITERATURE REVIEW

Reciprocating engines remain the dominant power plant for both vehicles and power generation up to a few MW. Yet, circa 30% of the energy in the fuel is lost through the exhaust system. In today's market, it has become essential to attempt to recover some of this "waste d energy" and put it to good use. Exhaust Heat Recovery (EHR) systems are playing an increasingly important role in the Emissions and Fuel Consumption challenges facing today's Heavy Commercial Vehicle (HCV), Off-Highway and Power Gen markets globally. Exhaust heat recovery using electro turbo generators by Patterson, A., Tett, R., and McGuire, J. puts forward an argument in favor of Electro-Turbo compounding as a system that is technically mature enough to benefit the above markets today.

Only a part of the energy released from the fuel during combustion is converted to useful work in an engine. The remaining energy is wasted and the exhaust stream is a dominant source of the overall wasted energy. There is renewed interest in the conversion of this energy to increase the fuel efficiency of vehicles. There are several ways this can be accomplished. This work involves the utilization thermoelectric (TE) materials which have the capability to convert heat directly into electricity. A model was developed to study the feasibility of the concept. A Design of Experiment was performed to improve the design on the basis of higher power generation and less TE mass, backpressure, and response time. Results suggest that it is possible to construct a realistic device that can convert part of the wasted exhaust energy into electricity thereby improving the fuel economy of a gas-electric hybrid vehicle. Thus the Various possible exhaust heat recovery methods have been discussed by Husain, Q., Brigham, D., and Maranville, C in Thermoelectric Exhaust Heat Recovery for Hybrid Vehicles.

Considering heavy truck engines up to 40% of the total fuel energy is lost in the exhaust. Because of increasing petroleum costs there is growing interest in techniques that can utilize this waste heat to improve overall system efficiency. Leising, C., Purohit, G., DeGrey, S., and Finegold, J., examines and compares improvement in fuel economy for a broad spectrum of truck engines and waste heat utilization concepts.

The engines considered are the Diesel, spark ignition, gas turbine, and Stirling. Principal emphasis is placed on the turbocharged four-stroke Diesel engine. Because of increased exhaust energy and a large potential improvement in performance, the still-to-be-developed "adiabatic" Diesel is also examined.

The waste heat utilization concepts include preheating, regeneration, turbo charging, turbo compounding, and Rankine engine compounding. Predictions are based on fuel-air cycle analyses, computer simulation, and engine test data. All options are compared on the basis of maximum theoretical improvement. The Diesel and adiabatic Diesel are also evaluated in terms of maximum expected improvement and expected improvement over a driving cycle.

The results indicate that Diesels should be turbocharged and after cooled to the maximum possible level. Based on current design practices fuel economy improvements of up to 6% might be possible. It is also revealed that Rankine engine compounding can provide about three times as much improvement in fuel economy as turbo compounding, but perhaps only the same improvement per dollar. By turbo charging, turbo compounding, and Rankine engine compounding, driving cycle performance could be increased by up to 20% for a Diesel and by up to 40% for an adiabatic Diesel. The study also indicates that Rankine engine compounding can provide significant fuel economy improvement for gas turbine and spark ignition engines and regeneration could significantly enhance the performance of spark ignition engines. Because of the low heat content in the exhaust of a Stirling engine it has only a small potential for further waste heat recovery.

### III. ELECTRO TURBO GENERATION

The above figure illustrates the energy path of a diesel engine. Energy is lost in several forms. The largest being the heat energy dissipated to the environment via exhaust gases. The EHR system is designed to recover heat energy in the exhaust gases and convert in to useful work for the vehicle. Existing system convert come of the exhaust heat energy in to mechanical energy that is fed back to crank shaft via hydraulic coupling and gear train. The concept of electro turbo generation converts some exhaust heat energy in to electrical energy.

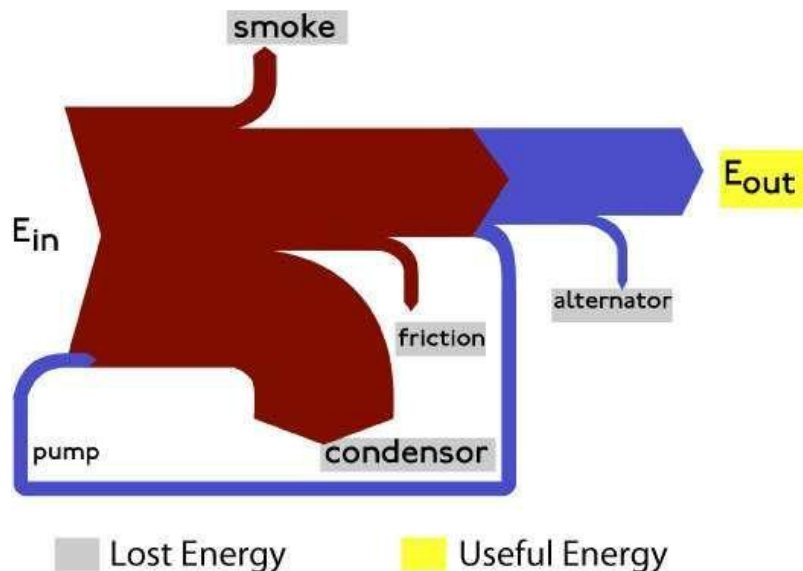


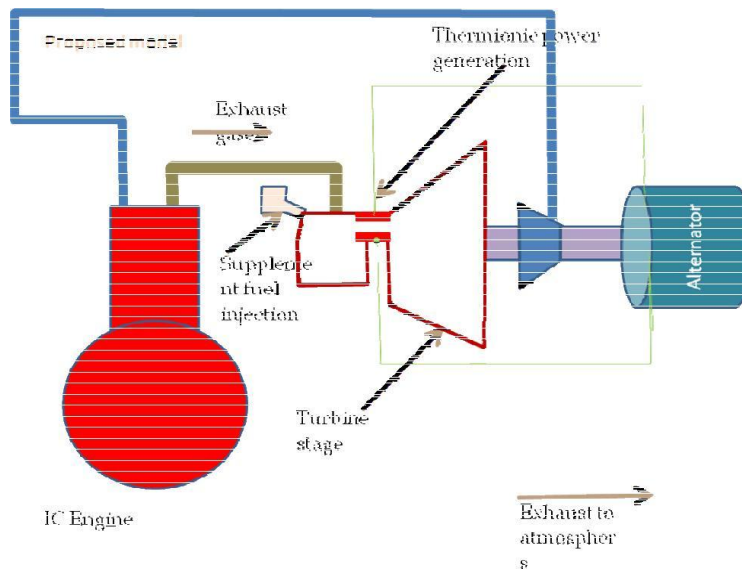
Fig. 1. Energy split in a diesel engine

The underlying technology is based on integrating compact high speed electrical machines (alternators) with high performance turbo machinery in various combinations.

### IV. ELECTRO TURBOCHARGED HYBRID ENGINE WITH COGENERATION

In this project an attempt has been made to explore the possibilities of waste heat recovery in conventional IC Engines. The heat contained in the exhaust gases is recovered in two stages. The exhaust gases coming out of the engine is allowed to pass through an auxiliary combustion chamber. The temperature of exhaust gases in a petrol engine lies between 200 deg Celsius to 230 deg Celsius. At this high temperature fuel can be injected at comparatively low injection pressures and burnt. In this auxiliary combustion chamber, an injector injects a fuel and the fuel is burnt due to the high heat of exhaust gases. This results in a boost of

pressure and temperature. This high temperature gas is introduced into a turbine stage where it is expanded. The output of this turbine is given to an alternator to produce electrical energy. The electrical power thus produced is tapped into a battery to run a dc motor.

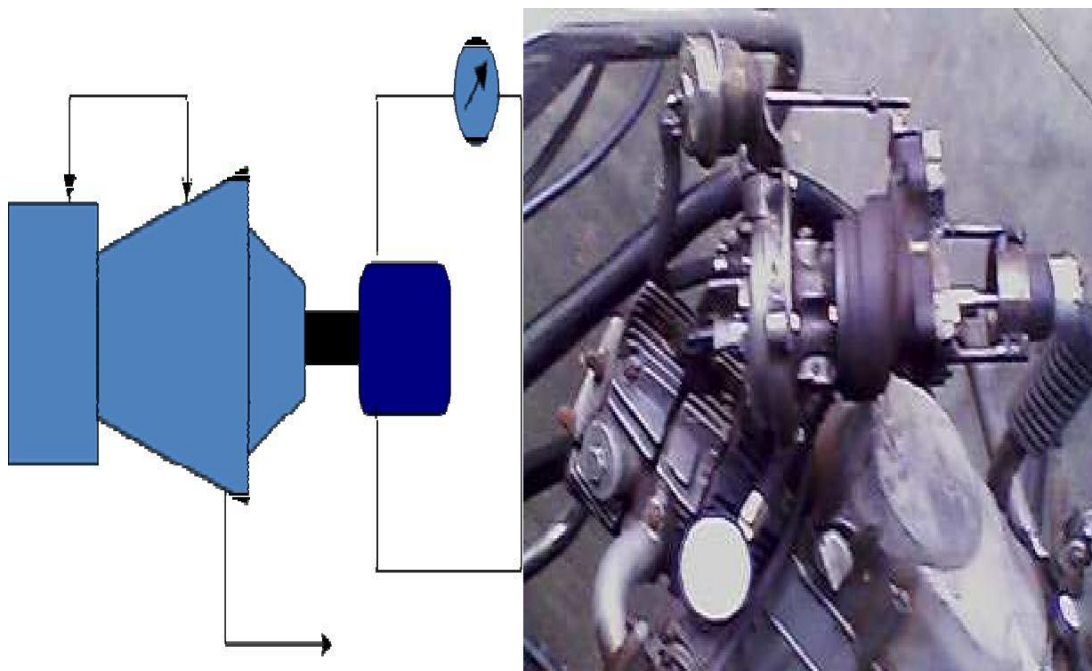


**Fig.2. Proposed model for waste heat recovery**

The test rig is a two wheeler dynamometer used to measure the performance of a two wheeler. This essentially consists of a base and a clamp to fix the front wheel of the vehicle. The rear wheel will be driving a drum provided at the base to measure the brake power and speed.

The test rig is connected to a computer and the sensors mounted at various locations will send inputs (engine running parameters) to the computer.

## V. EXPERIMENTAL SETUP



**Fig.3. Power recovered from electro turbo generator**



**Fig.4.Fabricated model Turbo charger connected with exhaust pipe**

The experimental model used consists of a turbo charger (TATA Indica) attached to the exhaust manifold of a HERO HONDA CD 100 bike. The turbo charger shaft is coupled to a DC Generator of voltage rating of 6V.

## VI. RESULTS AND DISCUSSION

In order to find out the feasibility of running a DC dynamo by the turbo charger, the engine was allowed to run at different speeds .the output of the generator was also noted.

TABLE 1: Experimental Data

Engine Speed in RPM	1200 RPM	1800 RPM	2400 RPM	3500 RPM	4000 RPM
Output voltage of the Alternator	-----	----	9.0V	11 V	

Power produced by the electrical machine

$$\begin{aligned} \text{Power (P)} &= \text{Voltage} \times \text{Current} \\ &= 11 \text{ V} \times 0.48 \text{ A} \\ &= 5.48 \text{ Watts} \end{aligned}$$

$$\text{BHP Produced} = 5148 \text{ Watts}$$

Before mounting electro turbo generator:

TABLE 2: Energy split data as applied to the test engine

Total power given by fuel	Useful power at crank shaft	Frictional losses	Cooling losses	Exhaust gases
100 %	25%	5%	30%	40%
20592 Watts	5148 Watts	1029Watts	6178Watts	8237Watts

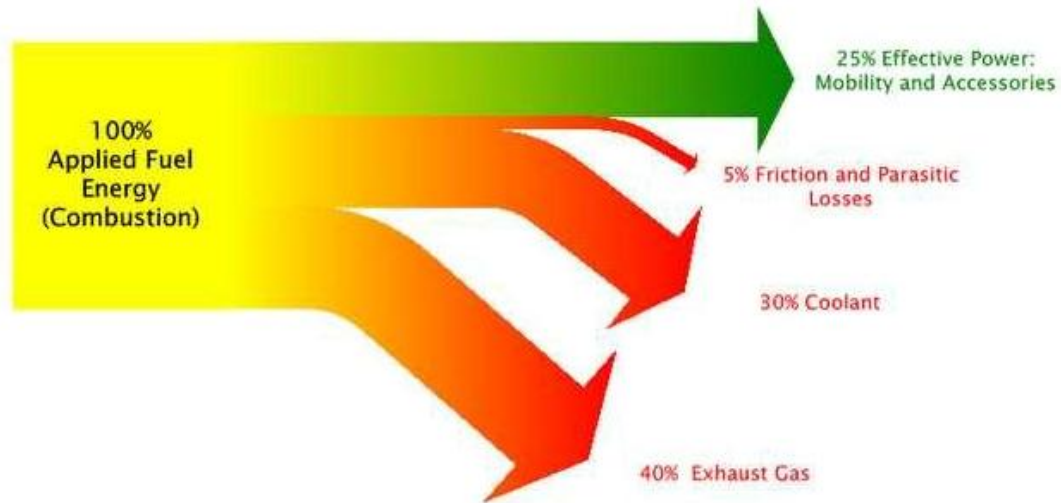


Fig 5 : Typical Energy Split in Gasoline Internal Combustion Engines

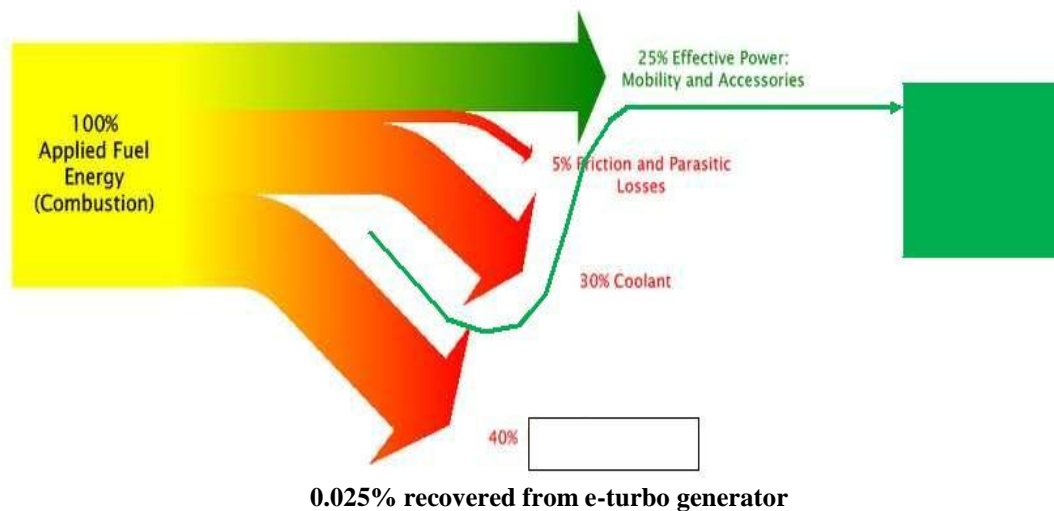
**After mounting electro turbo generator:**

From the experiment, the power obtained by connecting the alternator to the turbo charger is 5.48 Watts which is 0.025% of the total power supplied by the fuel. Thus it is obvious that, out of the 40% exhaust losses 0.06% can be recovered by electro turbo charging in this engine.

**TABLE: 3 Energy split data after mounting electro turbo generator**

Total power given by fuel	Useful power at crank shaft	Frictional losses	Cooling losses	Exhaust gases	Recovered power from electro turbo generation
100 %	25%	5%	30%	39.975%	0.025%
20592 Watts	5148 Watts	1029Watts	6178Watts	8237Watts	5.48Watts

Typical Energy Split in Gasoline Internal Combustion Engines



## VII. CONCLUSION

In an attempt to explore the possibilities of waste heat recovery in an IC engine, the concept of Electro Turbo generator has been proved by running an alternator coupled to a turbocharger. By the introduction of electro turbo generation the useful work obtained from the engine has been increased from 25% to 25.025%.

The above quantity is a very small quantity. As the electro turbo generation system used here is not a specially designed one for this engine. By designing an alternator for this engine conditions, the quantity of useful work recovered can be improved. In a small engine this quantity may be of less advantageous. But thinning in a global manner the energy conserved will be high.

At present this idea is in initial stage and is to be analyzed by constructing the appropriate physical system. The following are the constraints which are to be overcome.

- 1) Designing of auxiliary combustion chamber
- 2) Type of fuel to be used / selection of fuel for auxiliary CC.
  
- 3) Design of the alternator ( due to frequency very high)
- 4) Overall efficiency.
- 5) Torque and speed performance of the turbo charger to be studied

## REFERENCES

- [1]. A., Tett, R., and McGuire, J., "Exhaust Heat Recovery using Electro-Turbo generators," SAE Technical Paper 2009-01-1604, 2009, doi: 10.4271/2009-01-1604.
- [2]. Husain, Q., Brigham, D., and Marienville, C., "Thermoelectric Exhaust Heat Recovery for Hybrid Vehicles," SAE Int. J. Engines 2(1):1132-1142, 2009, doi: 10.4271/2009-01-1327.
- [3]. Leising, C., Purohit, G., DeGrey, S., and Feingold, J., "Waste Heat Recovery in Truck Engines," SAE Technical Paper 780686, 1978, doi: 10.4271/780686.
- [4]. Alberto, Boretti Missouri University of Science and Technology "Improving the Efficiency of Turbocharged Spark Ignition Engines for Passenger Cars through Waste Heat Recovery" Date Published: 2012-04-16 Paper Number: 2012-01-0388 DOI: 10.4271/2012-01-0388
- [5]. New developments in turbo charging SAE Technical Paper 540017, 1954, doi:10.4271/540017.1954-01-01 Paper Number: 540017 DOI: 10.4271/540017